

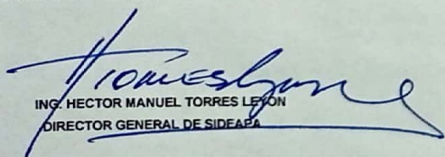



SISTEMA DESCENTRALIZADO DE AGUA POTABLE Y ALCANTARILLADO DEL MUNICIPIO DE GOMEZ PALACIO, DGO. PRESUPUESTO DE INGRESOS PARA EL EJERCICIO 2022




Table with 13 columns: ENERO, FEBRERO, MARZO, ABRIL, MAYO, JUNIO, JULIO, AGOSTO, SEPTIEMBRE, OCTUBRE, NOVIEMBRE, DICIEMBRE, TOTAL. Rows include categories like INGRESOS CORRIENTES, INGRESOS POR VENTA DE BIENES Y SERVICIOS, and various types of water services and maintenance.

REPOSICION DE TOMAS DE DESCARGA COMERCIAL	602.69	602.69	602.69	602.69	602.69	602.69	602.69	602.69	602.69	602.69	602.69	602.69	7,232.26
REPOSICION DE TOMAS DE DESCARGA DOMESTICA	8,122.66	8,122.66	8,122.66	8,122.66	8,122.66	8,122.66	8,122.66	8,122.66	8,122.66	8,122.66	8,122.66	8,122.66	97,471.86
INSTALACION DE DESCARGA INDUSTRIAL	19,672.38	19,672.38	19,672.38	19,672.38	19,672.38	19,672.38	19,672.38	19,672.38	19,672.38	19,672.38	19,672.38	19,672.38	236,068.50
INSTALACION DE DESCARGA COMERCIAL	7,839.19	7,839.19	7,839.19	7,839.19	7,839.19	7,839.19	7,839.19	7,839.19	7,839.19	7,839.19	7,839.19	7,839.19	94,070.31
INSTALACION DE DESCARGA DOMESTICA	43,317.04	43,317.04	43,317.04	43,317.04	43,317.04	43,317.04	43,317.04	43,317.04	43,317.04	43,317.04	43,317.04	43,317.04	519,804.47
VALVULA INDUSTRIAL	54.02	54.02	54.02	54.02	54.02	54.02	54.02	54.02	54.02	54.02	54.02	54.02	648.20
VALVULA COMERCIAL	437.85	437.85	437.85	437.85	437.85	437.85	437.85	437.85	437.85	437.85	437.85	437.85	5,254.24
VALVULA DOMESTICA	17,567.28	17,567.28	17,567.28	17,567.28	17,567.28	17,567.28	17,567.28	17,567.28	17,567.28	17,567.28	17,567.28	17,567.28	210,807.39
CANCELACION DE SERVICIO COMERCIAL	288.45	288.45	288.45	288.45	288.45	288.45	288.45	288.45	288.45	288.45	288.45	288.45	3,461.36
CANCELACION DE SERVICIO DOMESTICO	546.68	546.68	546.68	546.68	546.68	546.68	546.68	546.68	546.68	546.68	546.68	546.68	6,560.16
MEDIDOR INDUSTRIAL	3,329.90	3,329.90	3,329.90	3,329.90	3,329.90	3,329.90	3,329.90	3,329.90	3,329.90	3,329.90	3,329.90	3,329.90	39,958.76
MEDIDOR COMERCIAL	11,304.56	11,304.56	11,304.56	11,304.56	11,304.56	11,304.56	11,304.56	11,304.56	11,304.56	11,304.56	11,304.56	11,304.56	135,654.68
MEDIDOR DOMESTICO	55,298.14	55,298.14	55,298.14	55,298.14	55,298.14	55,298.14	55,298.14	55,298.14	55,298.14	55,298.14	55,298.14	55,298.14	663,577.73
ESTUDIOS Y PROYECTOS INDUSTRIAL	99,234.68	99,234.68	99,234.68	99,234.68	99,234.68	99,234.68	99,234.68	99,234.68	99,234.68	99,234.68	99,234.68	99,234.68	1,190,816.17
ESTUDIOS Y PROYECTOS COMERCIAL	20,287.88	20,287.88	20,287.88	20,287.88	20,287.88	20,287.88	20,287.88	20,287.88	20,287.88	20,287.88	20,287.88	20,287.88	243,454.58
ESTUDIOS Y PROYECTOS DOMESTICO	292,743.42	292,743.42	292,743.42	292,743.42	292,743.42	292,743.42	292,743.42	292,743.42	292,743.42	292,743.42	292,743.42	292,743.42	3,512,921.05
RECESO DE CONTRATO INDUSTRIAL	116.06	116.06	116.06	116.06	116.06	116.06	116.06	116.06	116.06	116.06	116.06	116.06	1,392.75
RECESO DE CONTRATO COMERCIAL	3,410.17	3,410.17	3,410.17	3,410.17	3,410.17	3,410.17	3,410.17	3,410.17	3,410.17	3,410.17	3,410.17	3,410.17	40,921.99
RECESO DE CONTRATO DOMESTICO	2,790.43	2,790.43	2,790.43	2,790.43	2,790.43	2,790.43	2,790.43	2,790.43	2,790.43	2,790.43	2,790.43	2,790.43	33,485.20
CONTRATO DE SERVICIOS INDUSTRIAL	7,391.74	7,391.74	7,391.74	7,391.74	7,391.74	7,391.74	7,391.74	7,391.74	7,391.74	7,391.74	7,391.74	7,391.74	88,700.85
CONTRATO DE SERVICIOS COMERCIAL	23,636.81	23,636.81	23,636.81	23,636.81	23,636.81	23,636.81	23,636.81	23,636.81	23,636.81	23,636.81	23,636.81	23,636.81	283,641.69
CONTRATO DE SERVICIOS DOMESTICO	55,410.49	55,410.49	55,410.49	55,410.49	55,410.49	55,410.49	55,410.49	55,410.49	55,410.49	55,410.49	55,410.49	55,410.49	664,925.86
CONTRATO DE SERVICIOS DOMESTICO SUBSIDIADO	77.23	77.23	77.23	77.23	77.23	77.23	77.23	77.23	77.23	77.23	77.23	77.23	926.80
OTROS INGRESOS	187,864.88	187,864.88	187,864.88	187,864.88	187,864.88	187,864.88	187,864.88	187,864.88	187,864.88	187,864.88	187,864.88	187,864.88	2,254,378.60
PRODUCTOS DE TIPO CORRIENTE	9,300.28	9,300.28	9,300.28	9,300.28	9,300.28	9,300.28	9,300.28	9,300.28	9,300.28	9,300.28	9,300.28	9,300.28	111,603.32
Enajenación de bienes muebles no sujetos a ser inventaria	9,300.28	9,300.28	9,300.28	9,300.28	9,300.28	9,300.28	9,300.28	9,300.28	9,300.28	9,300.28	9,300.28	9,300.28	111,603.32
Productos Rendimientos Financieros	9,300.28	9,300.28	9,300.28	9,300.28	9,300.28	9,300.28	9,300.28	9,300.28	9,300.28	9,300.28	9,300.28	9,300.28	111,603.32
APROVECHAMIENTOS DE TIPO CORRIENTE	3,223,518.84	3,223,518.84	3,223,518.84	3,223,518.84	3,223,518.84	3,223,518.84	3,223,518.84	3,223,518.84	3,223,518.84	3,223,518.84	3,223,518.84	3,223,518.84	38,682,226.07
MULTAS	797,901.46	797,901.46	797,901.46	797,901.46	797,901.46	797,901.46	797,901.46	797,901.46	797,901.46	797,901.46	797,901.46	797,901.46	9,574,817.55
Aprovechamientos Recargos Industriales	19,634.34	19,634.34	19,634.34	19,634.34	19,634.34	19,634.34	19,634.34	19,634.34	19,634.34	19,634.34	19,634.34	19,634.34	235,612.08
Aprovechamientos Recargos Comerciales	45,187.01	45,187.01	45,187.01	45,187.01	45,187.01	45,187.01	45,187.01	45,187.01	45,187.01	45,187.01	45,187.01	45,187.01	542,244.15
Aprovechamientos Recargos Domestico	113,265.98	113,265.98	113,265.98	113,265.98	113,265.98	113,265.98	113,265.98	113,265.98	113,265.98	113,265.98	113,265.98	113,265.98	1,359,191.76
Aprovechamientos Recargos Domestico Subsidiado	36,856.03	36,856.03	36,856.03	36,856.03	36,856.03	36,856.03	36,856.03	36,856.03	36,856.03	36,856.03	36,856.03	36,856.03	442,272.36
Aprovechamientos Multas Y Sanciones	582,958.10	582,958.10	582,958.10	582,958.10	582,958.10	582,958.10	582,958.10	582,958.10	582,958.10	582,958.10	582,958.10	582,958.10	6,995,497.19
OTROS APROBECHAMIENTOS	2,425,617.38	2,425,617.38	2,425,617.38	2,425,617.38	2,425,617.38	2,425,617.38	2,425,617.38	2,425,617.38	2,425,617.38	2,425,617.38	2,425,617.38	2,425,617.38	29,107,408.52
IVA TRASLADADO	2,425,617.38	2,425,617.38	2,425,617.38	2,425,617.38	2,425,617.38	2,425,617.38	2,425,617.38	2,425,617.38	2,425,617.38	2,425,617.38	2,425,617.38	2,425,617.38	29,107,408.52
PARTICIPACIONES Y APORTACIONES	1,043,567.67	1,043,567.67	1,043,567.67	1,043,567.67	1,043,567.67	1,043,567.67	1,043,567.67	1,043,567.67	1,043,567.67	1,043,567.67	1,043,567.67	1,043,567.67	12,522,812.00
CONVENIOS	1,043,567.67	1,043,567.67	1,043,567.67	1,043,567.67	1,043,567.67	1,043,567.67	1,043,567.67	1,043,567.67	1,043,567.67	1,043,567.67	1,043,567.67	1,043,567.67	12,522,812.00
DEVOLUCION DE PRODER	1,009,934.92	1,009,934.92	1,009,934.92	1,009,934.92	1,009,934.92	1,009,934.92	1,009,934.92	1,009,934.92	1,009,934.92	1,009,934.92	1,009,934.92	1,009,934.92	12,119,219.00
RECUPERACION DE INCAPACIDADES	33,632.75	33,632.75	33,632.75	33,632.75	33,632.75	33,632.75	33,632.75	33,632.75	33,632.75	33,632.75	33,632.75	33,632.75	403,593.00


 ING. HECTOR MANUEL TORRES LEYON
 DIRECTOR GENERAL DE SIDAFA


 C.P. HECTOR EDUARDO FABELA COMELI
 SUB DIRECTOR DE ADMON Y FINANZAS


 C.P. JOSE ENRIQUE PORRAS LUGO
 CONTADOR